

ACCESSORIES

August, 2015 • Prices are subject to change without notice

Hydraulic Quick Couplers	2	Miniature Tank Breathers	18
General Purpose Quick Couplers	8	Tank Strainers	19
Pneumatic Quick Couplers	10	Flow Control Valves.....	20
ASG-1 Blow Gun.....	13	Ball Valves	21
Coiled Air Tool Hose Assembly	13	CPIFF Inline Check Valves	21
Industrial Mold Coolant Quick Couplers	14	Support Clamps	22
Filters, Regulators, and Lubricators	16	Portable Hydraulic Pumps	23
Pressure Gauges	17	Quick Disconnect Size Chart	24
Spin-On Hydraulic Filters	18		



DiscountHydraulicHose.com
is brought to you by:

Hydraulax Products Inc.
5606 Tulip Street
PO Box 9580
Philadelphia, PA 19124
USA

Sales/Customer Service
orders@discounthydraulicchse.com
800-535-1302

Technical Support
support@discounthydraulicchse.com
800-535-1302

Outside the USA, call 1-215-744-2828

LIMITED WARRANTY: For ninety days after the date of purchase, Hydraulax Products Inc. warrants the products in this catalog to be free from defect in materials and workmanship when properly installed and maintained. Any claim for defects must be in writing and must be received within 90 days of the receipt of the product. Hydraulax Products Inc. must have a reasonable opportunity thereafter to examine and investigate. The customer's exclusive remedy with respect to any claim of any kind whatsoever shall be refund of the purchase price or replacement of the product at the option of Hydraulax Products Inc. In no event shall Hydraulax Products Inc. be liable for any incidental or consequential damages whatsoever.

HT Series

ISO 16028

Flush-Face Interchange Quick Couplers



Flushface valve design minimizes fluid loss for a cleaner, safer work environment.

- Automatic push-to-connect couplings provide high flow with low pressure drop.
- Sleeve lock safety feature reduces the possibility of accidental disconnect.
- Steel construction with zinc plating provides optimum corrosion resistance.

Pressure & Flow Ratings

Body Size	Maximum Working Pressure	Maximum Flow Rate
1/4"	5,000 psi	3.2 gpm
3/8"	5,000 psi	11 gpm
1/2"	5,000 psi	18 gpm
5/8"	5,000 psi	21 gpm
3/4"	5,000 psi	28 gpm
1"	5,000 psi	50 gpm

Interchanges with:

- Parker FEM Series (1/2", 5/8" and 3/4")
- Parker FF Series (3/8" only)
- Faster FF Series
- Holmby Series A

ISO 16028 Female Couplers



Item #	Body	Thread Size	Price
2HTF2	1/4"	1/4-18 NPTF	\$35.77
3HTF3	3/8"	3/8-18 NPTF	\$42.41
3HTF4	3/8"	1/2-14 NPTF	\$42.41
3HTOF3	3/8"	9/16-18 SAE	\$84.08
3HTOF4	3/8"	3/4-16 SAE	\$88.73
4HTF4	1/2"	1/2-14 NPTF	\$43.66
4HTF6	1/2"	3/4-14 NPTF	\$52.84
4HTOF4	1/2"	3/4-16 SAE	\$90.72
4HTOF5	1/2"	7/8-14 SAE	\$94.56
4HTOF6	1/2"	1 1/16-12 SAE	\$99.55
5HTF6	5/8"	3/4-14 NPTF	\$65.78
5HTOF5	5/8"	7/8-14 SAE	\$130.12
5HTOF6	5/8"	1 1/16-12 SAE	\$130.12
6HTF6	3/4"	3/4-14 NPTF	\$89.93
6HTOF6	3/4"	1 1/16-12 SAE	\$174.89
8HTF8	1"	1-11 1/2 NPTF	\$152.97
8HTOF8	1"	1 5/16-12 SAE	\$293.27

ISO 16028 Male Plug/Nipples



Item #	Body	Thread Size	Price
HT2F2	1/4"	1/4-18 NPTF	\$13.13
HT3F3	3/8"	3/8-18 NPTF	\$15.65
HT3F4	3/8"	1/2-14 NPTF	\$15.65
HT3OF3	3/8"	9/16-18 SAE	\$29.47
HT3OF4	3/8"	3/4-16 SAE	\$29.84
HT4F4	1/2"	1/2-14 NPTF	\$25.69
HT4F6	1/2"	3/4-14 NPTF	\$29.42
HT4OF4	1/2"	3/4-16 SAE	\$56.04
HT4OF5	1/2"	7/8-14 SAE	\$56.04
HT4OF6	1/2"	1 1/16-12 SAE	\$56.36
HT5F6	5/8"	3/4-14 NPTF	\$33.30
HT5OF5	5/8"	7/8-14 SAE	\$69.22
HT5OF6	5/8"	1 1/16-12 SAE	\$69.22
HT6F6	3/4"	3/4-14 NPTF	\$58.20
HT6OF6	3/4"	1 1/16-12 SAE	\$113.83
HT8F8	1"	1-11 1/2 NPTF	\$83.04
HT8OF8	1"	1 5/16-12 SAE	\$168.26

ISO 16028 Matched Sets/Pairs

Includes 1 female and 1 male.



Item #	Thread Size	Price
2HTF2-HT2F2	1/4-18 NPTF	\$46.45
3HTF3-HT3F3	3/8-18 NPTF	\$55.16
4HTF4-HT4F4	1/2-14 NPTF	\$52.45
5HTF6-HT5F6	3/4-14 NPTF	\$90.72
6HTF6-HT6F6	3/4-14 NPTF	\$89.93
8HTF8-HT8F8	1-11 1/2 NPTF	\$152.97

NEW!

Connect-Under-Pressure Couplers

Flush-face, no-drip couplers connect by hand under pressure without releasing any fluid into the environment. Fully compatible with all standard ISO 16028 couplers.



Male coupler will connect under pressure up to 3571 psi, and female coupler will connect under pressure up to 1595 psi. Mating coupler must be without residual pressure.

Item #	Description	Price
805201005	1/2" Male Plug/Nipple	\$53.19
806801000	1/2" Female Coupler	\$68.85

Elastomer Dust Plugs & Caps

Caps (for female couplers) and plugs (for male plugs/nipples) are compatible with all ISO 16028 quick disconnect couplers.



Item #	Description	Price
3HTDP	3/8" Dust Plug	\$2.50
4HTDP	1/2" Dust Plug	\$3.33
5HTDP	5/8" Dust Plug	\$4.04
6HTDP	3/4" Dust Plug	\$4.20
8HTDP	1" Dust Plug	\$4.80
HT3DC	3/8" Dust Cap	\$2.50
HT4DC	1/2" Dust Cap	\$3.33
HT5DC	5/8" Dust Cap	\$4.04
HT6DC	3/4" Dust Cap	\$4.20
HT8DC	1" Dust Cap	\$4.80

ISO 5675 Female Couplers



Item #	Body	Thread Size	Price
2AGF2	1/4"	1/4-18 NPTF	\$10.22
3AGF3	3/8"	3/8-18 NPTF	\$12.15
4AGF4	1/2"	1/2-14 NPTF	\$12.39
4AGF6	1/2"	3/4-14 NPTF	\$16.58
4AGOF4	1/2"	3/4-16 SAE	\$14.85
4AGOF5	1/2"	7/8-14 SAE	\$14.85
6AGF6	3/4"	3/4-14 NPTF	\$31.13
8AGF8	3/4"	1-11½ NPTF	\$46.86

ISO 5675 Male Plug/Nipples



Item #	Body	Thread Size	Price
AG2F2	1/4"	1/4-18 NPTF	\$5.06
AG3F3	3/8"	3/8-18 NPTF	\$5.49
AG4F4	1/2"	1/2-14 NPTF	\$5.45
AG4F6	1/2"	3/4-14 NPTF	\$7.37
AG4OF4	1/2"	3/4-16 SAE	\$6.74
AG4OF5	1/2"	7/8-14 SAE	\$6.74
AG6F6	3/4"	3/4-14 NPTF	\$16.00
AG8F8	3/4"	1-11½ NPTF	\$21.49

ISO 5675 Matched Sets/Pairs


Buy a set and save. Each pair includes 1 female coupler and 1 male plug/nipple.



Item #	Thread Size	Price
2AGF2-AG2F2	1/4-18 NPTF	\$12.54
3AGF3-AG3F3	3/8-18 NPTF	\$14.45
4AGF4-AG4F4	1/2-14 NPTF	\$16.31
6AGF6-AG6F6	3/4-14 NPTF	\$42.88
8AGF8-AG8F8	1-11½ NPTF	\$62.20

Elastomer Dust Plugs & Caps

Caps (for female couplers) and plugs (for male plugs/nipples) are compatible with all ISO 5675 quick disconnect couplers.



Item #	Description	Price
2AGDP	1/4" Dust Plug	\$3.48
3AGDP	3/8" Dust Plug	\$7.57
4AGDP	1/2" Dust Plug	\$3.85
6AGDP	3/4" Dust Plug	\$9.79
8AGDP	1" Dust Plug	\$13.06
AG2DC	1/4" Dust Cap	\$3.57
AG3DC	3/8" Dust Cap	\$6.74
AG4DC	1/2" Dust Cap	\$3.91
AG6DC	3/4" Dust Cap	\$14.89
AG8DC	1" Dust Cap	\$16.67

AG Series

ISO 5675

Agricultural Hydraulic Quick Couplers



Recommended for use with construction equipment, farm implements, and most other mobile equipment. Features Buna seals, double shut-off, and proven ball-lock mechanism for positive connection.

Pressure & Flow Ratings

Body Size	Maximum Working Pressure	Maximum Flow Rate
1/4"	5,075 psi	3.2 gpm
3/8"	4,350 psi	7 gpm
1/2"	4,350 psi	12 gpm
3/4"	3,625 psi	20 gpm
1"	3,190 psi	40 gpm

Interchanges with:

- Parker 4000 Series
- Safeway Series 'S20'
- Faster 'NS'
- Tomco Series 'PC'

1/2" also interchanges with ISO 7241-1 Series A

600 Series

ISO 7241-1 Series A Hydraulic Quick Disconnect Couplers



Recommended for general purpose, mobile hydraulics, machine tool, plastic molding and test equipment applications. Features Buna seals, double shut-off, and proven ball-lock mechanism for positive connection.

Pressure & Flow Ratings

Body Size	Maximum Working Pressure	Maximum Flow Rate
1/4"	5,000 psi	3 gpm
3/8"	4,000 psi	6 gpm
1/2"	4,000 psi	12 gpm
3/4"	2,500 psi	28 gpm
1"	2,000 psi	50 gpm

Interchanges with:

- Parker 6600 Series
- Snap-Tite 61 Series'
- Aeroquip 5600 (FD56)

1/2" also interchanges with ISO 5675

ISO 7241-1 Series A Female Couplers



Item #	Body	Thread Size	Price
601-04-04S	1/4"	1/4" NPTF	\$11.88
601-06-06S	3/8"	3/8" NPTF	\$13.01
601-08-08S	1/2"	1/2" NPTF	\$13.04
601-12-12S	3/4"	3/4" NPTF	\$31.91
601-16-16S	1"	1" NPTF	\$42.96

ISO 7241-1 Series A Male Plug/Nipples



Item #	Body	Thread Size	Price
602-04-04S	1/4"	1/4" NPTF	\$5.27
602-06-06S	3/8"	3/8" NPTF	\$7.79
602-08-08S	1/2"	1/2" NPTF	\$8.82
602-12-12S	3/4"	3/4" NPTF	\$14.06
602-16-16S	1"	1" NPTF	\$18.64

ISO 7241-1 Series A Matched Sets/Pairs

Buy a set and save. Each pair includes 1 female coupler and 1 male plug/nipple.



Item #	Body	Thread Size	Price
600-04-04S	1/4"	1/4" NPTF	\$16.31
600-06-06S	3/8"	3/8" NPTF	\$19.78
600-08-08S	1/2"	1/2" NPTF	\$20.77
600-12-12S	3/4"	3/4" NPTF	\$43.67
600-16-16S	1"	1" NPTF	\$58.51

Elastomer Dust Plugs & Caps

Caps (for female couplers) and plugs (for male plugs/nipples) are compatible with all ISO 7241-1 Series A quick disconnect couplers.



Item #	Description	Price
601-04P	1/4" Dust Plug	\$1.25
601-06P	3/8" Dust Plug	\$1.25
601-08P	1/2" Dust Plug	\$1.35
601-12P	3/4" Dust Plug	\$3.31
601-16P	1" Dust Plug	\$3.99
602-04C	1/4" Dust Cap	\$1.25
602-06C	3/8" Dust Cap	\$1.25
602-08C	1/2" Dust Cap	\$1.35
602-12C	3/4" Dust Cap	\$3.31
602-16C	1" Dust Cap	\$3.99

ISO 7241-1 Series B Female Couplers



Steel

Item #	Body	Thread Size	Price
701-04-04S	1/4"	1/4" NPTF	\$9.20
701-06-06S	3/8"	3/8" NPTF	\$13.81
701-08-08S	1/2"	1/2" NPTF	\$15.82
701-12-12S	3/4"	3/4" NPTF	\$25.00
701-16-16S	1"	1" NPTF	\$33.63

Brass

Item #	Body	Thread Size	Price
701-04-04B	1/4"	1/4" NPTF	\$10.87
701-06-06B	3/8"	3/8" NPTF	\$15.70
701-08-08B	1/2"	1/2" NPTF	\$24.55
701-12-12B	3/4"	3/4" NPTF	\$41.06
701-16-16B	1"	1" NPTF	\$56.60

ISO 7241-1 Series B Male Plug/Nipples



Steel

Item #	Body	Thread Size	Price
702-04-04S	1/4"	1/4" NPTF	\$4.49
702-06-06S	3/8"	3/8" NPTF	\$7.00
702-08-08S	1/2"	1/2" NPTF	\$7.65
702-12-12S	3/4"	3/4" NPTF	\$11.66
702-16-16S	1"	1" NPTF	\$16.34

Brass

Item #	Body	Thread Size	Price
702-04-04B	1/4"	1/4" NPTF	\$5.49
702-06-06B	3/8"	3/8" NPTF	\$7.29
702-08-08B	1/2"	1/2" NPTF	\$9.26
702-12-12B	3/4"	3/4" NPTF	\$15.30
702-16-16B	1"	1" NPTF	\$17.09

ISO 7241-1 Series B Matched Sets/Pairs

Buy a set and save. Each pair includes 1 female coupler and 1 male plug/nipple.



Steel

Item #	Body	Thread Size	Price
700-04-04S	1/4"	1/4" NPTF	\$13.00
700-06-06S	3/8"	3/8" NPTF	\$19.78
700-08-08S	1/2"	1/2" NPTF	\$22.32
700-12-12S	3/4"	3/4" NPTF	\$34.83
700-16-16S	1"	1" NPTF	\$47.48

Brass

Item #	Body	Thread Size	Price
700-04-04B	1/4"	1/4" NPTF	\$15.54
700-06-06B	3/8"	3/8" NPTF	\$21.84
700-08-08B	1/2"	1/2" NPTF	\$32.13
700-12-12B	3/4"	3/4" NPTF	\$53.54
700-16-16B	1"	1" NPTF	\$70.00

Elastomer Dust Plugs & Caps

Caps (for female couplers) and plugs (for male plugs/nipples) are compatible with all ISO 7241-1 Series B quick disconnect couplers.



Item #	Description	Price
701-04P	1/4" Dust Plug	\$1.14
701-06P	3/8" Dust Plug	\$1.14
701-08P	1/2" Dust Plug	\$1.24
701-12P	3/4" Dust Plug	\$3.03
701-16P	1" Dust Plug	\$3.66
702-04C	1/4" Dust Cap	\$1.14
702-06C	3/8" Dust Cap	\$1.14
702-08C	1/2" Dust Cap	\$1.24
702-12C	3/4" Dust Cap	\$3.03
702-16C	1" Dust Cap	\$3.66

700 Series ISO 7241-1 Series B Hydraulic Quick Disconnect Couplers



Recommended for general purpose, mobile hydraulics, machine tool, plastic molding and test equipment applications. Features Buna seals, double shut-off, and proven ball-lock mechanism for positive connection.

Pressure & Flow Ratings

Body Size	Maximum Working Pressure (Steel)	Maximum Working Pressure (Brass)
1/4"	5,000 psi	1,000 psi
3/8"	4,000 psi	1,000 psi
1/2"	4,000 psi	1,000 psi
3/4"	2,500 psi	1,500 psi
1"	2,000 psi	1,000 psi

Interchanges with:

- Parker 60 Series
- Snap-Tite 72 Series
- Aeroquip FD45 Series

71 Series

Flushface / Dry Break Coupling



Interchanges with:

- Snap-Tite 71 Series

Ideal for test stands and other chemical and hydraulic applications where endurance and cleanliness are requirements. Air inclusion and fluid loss are held to a minim to prevent spillage and contamination of systems.

- Push to connect, simply insert nipple into coupler
- Retract sleeve to disconnect
- Ideal for high impulse applications

Body Size	Recommended Operating Pressure (psi)	Flow Rate (gpm)
1/4"	10,000	5
3/8"	10,000	13
1/2"	10,000	22
3/4"	7,500	42
1"	7,500	58

Couplers

Item #	Description	Thread	Material	Price
71-3C-04-04F	1/4" Coupler	1/4" NPT (female)	Steel	\$33.20
71-3C-06-06F	3/8" Coupler	3/8" NPT (female)	Steel	\$34.28
71-3C-08-08F	1/2" Coupler	1/2" NPT (female)	Steel	\$37.83
71-3C-12-12F	3/4" Coupler	3/4" NPT (female)	Steel	\$53.22
71-3C-16-16F	1" Coupler	1" NPT (female)	Steel	\$94.58
71-3C-16-20F	1" Coupler	1 1/4" NPT (female)	Steel	\$110.29

Nipples


Item #	Description	Thread	Material	Price
71-3N-04-04F	1/4" Nipple	1/4" NPT (female)	Steel	\$22.64
71-3N-06-06F	3/8" Nipple	3/8" NPT (female)	Steel	\$23.40
71-3N-08-08F	1/2" Nipple	1/2" NPT (female)	Steel	\$24.79
71-3N-12-12F	3/4" Nipple	3/4" NPT (female)	Steel	\$28.39
71-3N-16-16F	1" Nipple	1" NPT (female)	Steel	\$42.40
71-3N-16-20F	1" Nipple	1 1/4" NPT (female)	Steel	\$57.66

Elastomer Dust Plugs and Caps

Item #	Description	Price
71-3PCC-04	Dust Plug for 1/4" Coupler	\$2.92
71-3PNC-04	Dust Cap for 1/4" Nipple	\$2.67
71-3PCC-06	Dust Plug for 3/8" Coupler	\$3.17
71-3PNC-06	Dust Cap for 3/8" Nipple	\$2.78
71-3PCC-08	Dust Plug for 1/2" Coupler	\$3.17
71-3PNC-08	Dust Cap for 1/2" Nipple	\$3.30
71-3PCC-12	Dust Plug for 3/4" Coupler	\$3.42
71-3PNC-12	Dust Cap for 3/4" Nipple	\$3.30
71-3PCC-16	Dust Plug for 1" Coupler	\$3.93
71-3PNC-16	Dust Cap for 1" Nipple	\$3.66



4100 Series Wet Line Coupling



Interchanges with:

- Parker 6100 Series
- Snap-Tite 78 Series
- Aeroquip 5100 Series

Designed for most industrial fluid applications, this coupling is ideal for oil well equipment, sand and salt spreaders, dump and demolition trailers, live bed trailers and other heavy duty applications.

- Connect and disconnect under pressure
- Brass body with steel valving components
- Heavy-duty steel wing nut
- Buna seals

Body Size	Recommended Operating Pressure (psi)	Flow Rate (gpm)
1/4"	3,000	4
3/8"	3,000	7
1/2"	3,000	7
5/8"	3,000	18
3/4"	3,000	18
1"	3,000	40
1 1/4"	2,750*	75
1 1/2"	2,500**	100

* Nipple holds max. 2,500 psi when disconnected

** Nipple holds max. 2,000 psi when disconnected

Couplers

Item #	Description	Thread	Material	Price
4100-S5-04B	1/4" Coupler	1/8" NPT (female)	Brass	\$116.69
4100-S5-06B	3/8" Coupler	1/4" NPT (female)	Brass	\$48.64
4100-S5-08B	1/2" Coupler	3/8" NPT (female)	Brass	\$48.73
4100-S5-10B	5/8" Coupler	1/2" NPT (female)	Brass	\$53.46
4100-S5-12B	3/4" Coupler	3/4" NPT (female)	Brass	\$53.46
4100-S5-16B	1" Coupler	1" NPT (female)	Brass	\$63.74
4100-S5-20B	1 1/4" Coupler	1 1/4" NPT (female)	Brass	\$115.42
4100-S5-24B	1 1/2" Coupler	1 1/2" NPT (female)	Brass	\$150.44

Nipples

Item #	Description	Thread	Material	Price
4100-S2-04B	1/4" Nipple	1/8" NPT (female)	Brass	\$55.26
4100-S2-06B	3/8" Nipple	1/4" NPT (female)	Brass	\$24.52
4100-S2-08B	1/2" Nipple	3/8" NPT (female)	Brass	\$24.52
4100-S2-10B	5/8" Nipple	1/2" NPT (female)	Brass	\$35.16
4100-S2-12B	3/4" Nipple	3/4" NPT (female)	Brass	\$41.87
4100-S2-16B	1" Nipple	1" NPT (female)	Brass	\$41.60
4100-S2-20B	1 1/4" Nipple	1 1/4" NPT (female)	Brass	\$97.89
4100-S2-24B	1 1/2" Nipple	1 1/2" NPT (female)	Brass	\$146.24

Dust Caps and Plugs

Item #	Description	Price
4100-S5-06P	Dust Plug for 3/8" Coupler	\$11.99
4100-S2-06C	Dust Cap for 3/8" Nipple	\$11.99
4100-S5-08P	Dust Plug for 1/2" Coupler	\$11.99
4100-S2-08C	Dust Cap for 1/2" Nipple	\$11.99
4100-S5-10P	Dust Plug for 5/8" Coupler	\$11.99
4100-S2-10C	Dust Cap for 5/8" Nipple	\$11.99
4100-S5-12P	Dust Plug for 3/4" Coupler	\$12.62
4100-S2-12C	Dust Cap for 3/4" Nipple	\$12.62
4100-S5-16P	Dust Plug for 1" Coupler	\$13.91
4100-S2-16C	Dust Cap for 1" Nipple	\$13.91
4100-S5-20P	Dust Plug for 1 1/4" Coupler	\$18.85
4100-S2-20C	Dust Cap for 1 1/4" Nipple	\$18.85
4100-S5-24P	Dust Plug for 1 1/2" Coupler	\$34.98
4100-S2-24C	Dust Cap for 1 1/2" Nipple	\$34.98



H Series

General Purpose Quick Disconnect



Interchanges with:

- Snap-Tite H Series
- MIL-C-51234

Recommended for general hydraulic systems, plastic molding, machine tool, test equipment, agricultural, DOT, and other mobile hydraulics. The H Series has been proven by years of use on food service applications and in handling of many gases and fluids.

- Superior flow characteristics and reliability.
- Available in steel or brass.

Body Size	Recommended Operating Pressure (psi)		Flow Rate (gpm)
	Steel	Brass	
1/4"	6,500	2,250	4.5
3/8"	4,500	2,250	6.5
1/2"	4,000	2,000	17
3/4"	3,500	2,000	35
1"	2,000	1,750	43
1 1/4"	1,750	n/a	70
1 1/2"	1,500	n/a	107

Steel Couplers

Item #	Description	Thread (NPT)	Price
VHC04-04F	1/4" Steel Coupler	1/4" NPT (female)	\$10.56
VHC04-04M	1/4" Steel Coupler	1/4" NPT (male)	\$16.46
VHC06-06F	3/8" Steel Coupler	3/8" NPT (female)	\$14.42
VHC06-06M	3/8" Steel Coupler	3/8" NPT (male)	\$16.18
VHC08-08F	1/2" Steel Coupler	1/2" NPT (female)	\$17.50
VHC08-08M	1/2" Steel Coupler	1/2" NPT (male)	\$18.40
VHC12-12F	3/4" Steel Coupler	3/4" NPT (female)	\$27.11
VHC12-12M	3/4" Steel Coupler	3/4" NPT (male)	\$35.85
VHC16-16F	1" Steel Coupler	1" NPT (female)	\$42.11
VHC16-16M	1" Steel Coupler	1" NPT (male)	\$47.34
VHC20-20F	1 1/4" Steel Coupler	1 1/4" NPT (female)	\$100.68
VHC24-24F	1 1/2" Steel Coupler	1 1/2" NPT (female)	\$134.66

Steel Nipples

Item #	Description	Thread	Price
VHN04-04F	1/4" Steel Nipple	1/4" NPT (female)	\$7.23
VHN04-04M	1/4" Steel Nipple	1/4" NPT (male)	\$7.83
VHN06-06F	3/8" Steel Nipple	3/8" NPT (female)	\$9.02
VHN06-06M	3/8" Steel Nipple	3/8" NPT (male)	\$9.75
VHN08-08F	1/2" Steel Nipple	1/2" NPT (female)	\$10.79
VHN08-08M	1/2" Steel Nipple	1/2" NPT (male)	\$11.68
VHN12-12F	3/4" Steel Nipple	3/4" NPT (female)	\$16.18
VHN12-12M	3/4" Steel Nipple	3/4" NPT (male)	\$17.22
VHN16-16F	1" Steel Nipple	1" NPT (female)	\$25.85
VHN16-16M	1" Steel Nipple	1" NPT (male)	\$31.10
VHN20-20F	1 1/4" Steel Nipple	1 1/4" NPT (female)	\$81.99
VHN24-24F	1 1/2" Steel Nipple	1 1/2" NPT (female)	\$100.71

Brass Couplers


Item #	Description	Thread	Price
BVHC04-04F	1/4" Brass Coupler	1/4" NPT (female)	\$15.21
BVHC04-04M	1/4" Brass Coupler	1/4" NPT (male)	\$16.41
BVHC06-06F	3/8" Brass Coupler	3/8" NPT (female)	\$19.77
BVHC06-06M	3/8" Brass Coupler	3/8" NPT (male)	\$21.27
BVHC08-08F	1/2" Brass Coupler	1/2" NPT (female)	\$29.01
BVHC08-08M	1/2" Brass Coupler	1/2" NPT (male)	\$31.07
BVHC12-12F	3/4" Brass Coupler	3/4" NPT (female)	\$44.96
BVHC12-12M	3/4" Brass Coupler	3/4" NPT (male)	\$48.31
BVHC16-16F	1" Brass Coupler	1" NPT (female)	\$73.88
BVHC16-16M	1" Brass Coupler	1" NPT (male)	\$80.80

Brass Nipples

Item #	Description	Thread	Price
BVHN04-04F	1/4" Brass Nipple	1/4" NPT (female)	\$10.84
BVHN04-04M	1/4" Brass Nipple	1/4" NPT (male)	\$12.02
BVHN06-06F	3/8" Brass Nipple	3/8" NPT (female)	\$15.21
BVHN06-06M	3/8" Brass Nipple	3/8" NPT (male)	\$16.72
BVHN08-08F	1/2" Brass Nipple	1/2" NPT (female)	\$20.22
BVHN08-08M	1/2" Brass Nipple	1/2" NPT (male)	\$22.30
BVHN12-12F	3/4" Brass Nipple	3/4" NPT (female)	\$27.54
BVHN12-12M	3/4" Brass Nipple	3/4" NPT (male)	\$30.88
BVHN16-16F	1" Brass Nipple	1" NPT (female)	\$53.16
BVHN16-16M	1" Brass Nipple	1" NPT (male)	\$60.07

ST Series

Straight Through Quick Disconnect



Interchanges with:

- Parker SST/BST Series
- Foster FST Series
- Hansen ST Series

Ideal for pressure wash applications, our Straight Through couplers and nipples have no internal valves, allowing maximum flow with minimum pressure drop.

Warning: Do not disconnect under pressure.

Body Size	Recommended Operating Pressure (psi)
1/4"	4,500
3/8"	2,700
1/2"	2,500
3/4"	2,000

Couplers

Item #	Description	Thread	Material	Price
2EF2-B	1/4" Coupler	1/4" NPTF female	Brass	\$9.15
2EM2-B	1/4" Coupler	1/4" NPTF male	Brass	\$9.06
3EF3-B	3/8" Coupler	3/8" NPTF female	Brass	\$10.80
3EM3-B	3/8" Coupler	3/8" NPTF male	Brass	\$12.26
4EF3-B	1/2" Coupler	1/2" NPTF female	Brass	\$15.32
4EM4-B	1/2" Coupler	1/2" NPTF male	Brass	\$15.32
6EF6-B	3/4" Coupler	3/4" NPTF female	Brass	\$25.28
6EM6-B	3/4" Coupler	3/4" NPTF male	Brass	\$25.28
8EF8-B	1" Coupler	1" NPTF female	Brass	\$36.23
8EM8-B	1" Coupler	1" NPTF male	Brass	\$43.88

Nipples

Item #	Description	Thread	Material	Price
STFP2B	1/4" Nipple	1/4" NPTF female	Brass	\$4.22
STMP2B	1/4" Nipple	1/4" NPTF male	Brass	\$3.72
STFP3B	3/8" Nipple	3/8" NPTF female	Brass	\$5.38
STMP3B	3/8" Nipple	3/8" NPTF male	Brass	\$4.59
STFP4B	1/2" Nipple	1/2" NPTF female	Brass	\$7.54
STMP4B	1/2" Nipple	1/2" NPTF male	Brass	\$7.10
STFP6B	3/4" Nipple	3/4" NPTF female	Brass	\$12.58
STMP6B	3/4" Nipple	3/4" NPTF male	Brass	\$11.18
STFP8B	1" Nipple	1" NPTF female	Brass	\$23.75
STMP8B	1" Nipple	1" NPTF male	Brass	\$23.52

Threaded sleeve allows connection and disconnection while coupler and/or nipple are under pressure. Urethane seal resists extrusion under high pressure during connection and disconnection.

Item #	Coupler	Thread	Material	Price
2TM2	1/4" Female	1/4" Male NPTF	Steel	\$18.65
3TF3	3/8" Female	3/8" Female NPTF	Steel	\$20.58
3TM3	3/8" Female	3/8" Male NPTF	Steel	\$20.58
3TM3-SS	3/8" Female	3/8" Male NPTF	316 Stainless	\$120.84
T2F2	1/4" Male	1/4" Female NPTF	Steel	\$11.19
T3F3	3/8" Male	3/8" Female NPTF	Steel	\$11.78
T3F3-SS	3/8" Male	3/8" Female NPTF	316 Stainless	\$66.81

Interchanges with Enerpac C-604 (3/8" only), Parker 3000 Series, Stucchi IVHP Series, and Holmbury HPA Series.

Body Size	Max. Working Pressure	Maximum Flow Rate
1/4"	10,000 psi	3 gpm
3/8"	10,000 psi	6 gpm

T Series

Screw-Together, High Pressure Quick Disconnects



3/8" Couplers \$30.98 per set


Item number 3TM3-T3F3 includes one male coupler and one female coupler.

Industrial Interchange Pneumatic Quick Disconnect

These quick disconnect couplings are of the popular industrial interchange design and will interchange with many other makes. Couplers shut-off when disconnected.

- Rated for 300 psi working pressure
- Temp range: -40°F to 250°F
- For air service only
- Interchanges with MIL Spec. MIL-C-4109F/A-A-59439

Nipple with Female Pipe Thread



Item #	Material	Body	NPT	Flow* @ 100psi	Price
DCP2021	Steel	1/4"	1/8"	37	\$2.03
DCP20	Steel	1/4"	1/4"	37	\$1.69
DCP2023	Steel	1/4"	3/8"	37	\$3.33
DCP2622	Steel	3/8"	1/4"	70	\$3.03
DCP26	Steel	3/8"	3/8"	70	\$3.28
DCP2624	Steel	3/8"	1/2"	70	\$6.07
DCP1823	Steel	1/2"	3/8"	150	\$6.22
DCP18	Steel	1/2"	1/2"	150	\$5.30
DCP1826	Steel	1/2"	3/4"	150	\$8.91
DCP7024	Steel	3/4"	1/2"	200	\$9.64
DCP7026	Steel	3/4"	3/4"	200	\$10.98
DCP7028	Steel	3/4"	1"	200	\$18.31
DCP20B	Brass	1/4"	1/4"	37	\$3.58
DCP2023B	Brass	1/4"	3/8"	37	\$4.49
DCP20S	Stainless	1/4"	1/4"	37	\$7.28
DCP26S	Stainless	3/8"	3/8"	70	\$12.90
DCP18S	Stainless	1/2"	1/2"	150	\$17.92

* Flow is measured in cubic feet per minute (CFM)

Nipple with Push-On Hose Barb



Item #	Material	Body	Hose	Flow* @ 100psi	Price
DCP2142L	Steel	1/4"	1/4"	37	\$2.94
DCP2144L	Steel	1/4"	3/8"	37	\$2.94
DCP2542L	Steel	3/8"	1/4"	70	\$4.78
DCP2544L	Steel	3/8"	3/8"	70	\$4.78

Nipple with Male Pipe Thread




Item #	Material	Body	NPT	Flow* @ 100psi	Price
DCP2101	Steel	1/4"	1/8"	37	\$1.69
DCP21	Steel	1/4"	1/4"	37	\$1.49
DCP2103	Steel	1/4"	3/8"	37	\$2.36
DCP2502	Steel	3/8"	1/4"	70	\$2.75
DCP25	Steel	3/8"	3/8"	70	\$2.75
DCP2504	Steel	3/8"	1/2"	70	\$5.34
DCP1703	Steel	1/2"	3/8"	150	\$4.19
DCP17	Steel	1/2"	1/2"	150	\$4.19
DCP1706	Steel	1/2"	3/4"	150	\$7.61
DCP7104	Steel	3/4"	1/2"	200	\$8.34
DCP7106	Steel	3/4"	3/4"	200	\$8.62
DCP7108	Steel	3/4"	1"	200	\$16.23
DCP2101B	Brass	1/4"	1/8"	37	\$3.64
DCP21B	Brass	1/4"	1/4"	37	\$2.73
DCP2103B	Brass	1/4"	3/8"	37	\$3.58
DCP21S	Stainless	1/4"	1/4"	37	\$5.34
DCP25S	Stainless	3/8"	3/8"	70	\$11.18
DCP17S	Stainless	1/2"	1/2"	150	\$17.21

Nipple with Standard Hose Barb



Item #	Material	Body	Hose	Flow* @ 100psi	Price
DCP2142	Steel	1/4"	1/4"	37	\$2.85
DCP2143	Steel	1/4"	5/16"	37	\$3.33
DCP2144	Steel	1/4"	3/8"	37	\$2.90
DCP2542	Steel	3/8"	1/4"	70	\$5.53
DCP2544	Steel	3/8"	3/8"	70	\$4.00
DCP2545	Steel	3/8"	1/2"	70	\$5.60
DCP1744	Steel	1/2"	3/8"	150	\$5.49
DCP1745	Steel	1/2"	1/2"	150	\$5.06
DCP1746	Steel	1/2"	3/4"	150	\$6.85
DCP7145	Steel	3/4"	1/2"	200	\$11.61
DCP7146	Steel	3/4"	3/4"	200	\$10.07
DCP7148	Steel	3/4"	1"	200	\$16.00
DCP2142B	Brass	1/4"	1/4"	37	\$5.53
DCP2144B	Brass	1/4"	3/8"	37	\$5.53
DCP2142S	Stainless	1/4"	1/4"	37	\$7.95
DCP2544S	Stainless	3/8"	3/8"	70	\$9.92
DCP1745S	Stainless	1/2"	1/2"	150	\$15.95

Coupler with Female Pipe Thread




Item #	Material	Body	NPT	Flow* @ 100psi	Price
DC2021	Brass	1/4"	1/8"	37	\$10.84
DC20	Brass	1/4"	1/4"	37	\$7.92
DC2023	Brass	1/4"	3/8"	37	\$9.80
DC2622	Steel	3/8"	1/4"	70	\$14.27
DC26	Steel	3/8"	3/8"	70	\$13.49
DC2624	Steel	3/8"	1/2"	70	\$17.16
DC1023	Steel	1/2"	3/8"	150	\$18.78
DC10	Steel	1/2"	1/2"	150	\$17.72
DC1026	Steel	1/2"	3/4"	150	\$22.98
DC7024	Brass	3/4"	1/2"	200	\$55.38
DC7026	Brass	3/4"	3/4"	200	\$56.58
DC7028	Brass	3/4"	1"	200	\$59.64
DC20S	Stainless	1/4"	1/4"	37	\$28.23
DC26S	Stainless	3/8"	3/8"	70	\$47.32
DC10S	Stainless	1/2"	1/2"	150	\$62.75

Coupler with Male Pipe Thread



Item #	Material	Body	NPT	Flow* @ 100psi	Price
DC2101	Brass	1/4"	1/8"	37	\$9.98
DC21	Brass	1/4"	1/4"	37	\$8.15
DC2103	Brass	1/4"	3/8"	37	\$7.72
DC2502	Steel	3/8"	1/4"	70	\$13.44
DC25	Steel	3/8"	3/8"	70	\$13.88
DC2504	Steel	3/8"	1/2"	70	\$16.67
DC903	Steel	1/2"	3/8"	150	\$18.22
DC9	Steel	1/2"	1/2"	150	\$16.19
DC906	Steel	1/2"	3/4"	150	\$21.68
DC7104	Brass	3/4"	1/2"	200	\$55.38
DC7106	Brass	3/4"	3/4"	200	\$56.58
DC7108	Brass	3/4"	1"	200	\$58.40
DC21S	Stainless	1/4"	1/4"	37	\$27.32
DC25S	Stainless	3/8"	3/8"	70	\$48.24
DC9S	Stainless	1/2"	1/2"	150	\$60.33

Coupler with Push-On Hose Barb



Item #	Material	Body	Hose	Flow* @ 100psi	Price
DC2042L	Brass	1/4"	1/4"	37	\$10.11
DC2044L	Brass	1/4"	3/8"	37	\$10.15
DC2642L	Steel	3/8"	1/4"	70	\$20.82
DC2644L	Steel	3/8"	3/8"	70	\$16.58

Coupler with Standard Hose Barb




Item #	Material	Body	Hose	Flow* @ 100psi	Price
DC2042	Brass	1/4"	1/4"	37	\$10.15
DC2043	Brass	1/4"	5/16"	37	\$11.42
DC2044	Brass	1/4"	3/8"	37	\$10.15
DC2642	Steel	3/8"	1/4"	70	\$19.28
DC2644	Steel	3/8"	3/8"	70	\$15.41
DC2645	Steel	3/8"	1/2"	70	\$15.37
DC1044	Steel	1/2"	3/8"	150	\$20.86
DC1045	Steel	1/2"	1/2"	150	\$19.71
DC1046	Steel	1/2"	3/4"	150	\$21.05
DC7045	Brass	3/4"	1/2"	200	\$59.01
DC7046	Brass	3/4"	3/4"	200	\$56.58
DC7048	Brass	3/4"	1"	200	\$58.40
DC2042S	Stainless	1/4"	1/4"	37	\$42.26
DC2644S	Stainless	3/8"	3/8"	70	\$51.70
DC0745S	Stainless	1/2"	1/2"	150	\$62.88

* Flow is measured in cubic feet per minute (CFM)

ARO Speed Connect

These semi-automatic quick disconnects interchange with both the ARO 210 and ARO 310 design. Rated for 300 psi working pressure. Couplers shut-off when disconnected.

Nipple with Female Pipe Thread



Item #	Material	Body	NPT	CFM @ 100psi	Price
DCP38	Steel	1/4"	1/4"	37	\$1.69
DCP3823	Steel	1/4"	3/8"	37	\$4.91
DCP36	Steel	3/8"	3/8"	70	\$5.79

Nipple with Male Pipe Thread



Item #	Material	Body	NPT	CFM @ 100psi	Price
DCP37	Steel	1/4"	1/4"	37	\$1.64
DCP3703	Steel	1/4"	3/8"	37	\$3.80
DCP35	Steel	3/8"	3/8"	70	\$5.17

Nipple with Standard Hose Barb




Item #	Material	Body	Hose	CFM @ 100psi	Price
DCP3742	Steel	1/4"	1/4"	37	\$3.22
DCP3744	Steel	1/4"	3/8"	37	\$4.00

Nipple with Push-On Hose Barb




Item #	Material	Body	Hose	CFM @ 100psi	Price
DCP3742L	Steel	1/4"	1/4"	37	\$3.57
DCP3744L	Steel	1/4"	3/8"	37	\$6.27

Coupler with Female Pipe Thread




Item #	Material	Body	NPT	CFM @ 100psi	Price
DC38	Brass	1/4"	1/4"	37	\$9.12
DC3823	Brass	1/4"	3/8"	37	\$11.19
DC36	Steel	3/8"	3/8"	70	\$21.59

Coupler with Male Pipe Thread




Item #	Material	Body	NPT	CFM @ 100psi	Price
DC37	Brass	1/4"	1/4"	37	\$9.49
DC3703	Brass	1/4"	3/8"	37	\$12.04
DC35	Steel	3/8"	3/8"	70	\$19.67

Coupler with Standard Hose Barb



Item #	Material	Body	Hose	CFM @ 100psi	Price
DC3842	Brass	1/4"	1/4"	37	\$15.10
DC3844	Brass	1/4"	3/8"	37	\$17.65

Coupler with Push-On Hose Barb



Item #	Material	Body	Hose	CFM @ 100psi	Price
DC3842L	Brass	1/4"	1/4"	37	\$12.11
DC3844L	Brass	1/4"	3/8"	37	\$13.02

A Series Astronautic Couplings



A Series couplers provide convenient automatic connection and safe 'one-handed' disconnection.

- Reverse-acting sleeve prevents accidental disconnection.
- Rugged construction optimizes pressure performance and ensures corrosion resistance in most application.

Body Size	Recommended Operating Pressure (psi)	Flow Rate (gpm)
1/8"	4,500	7 cfm
1/4"	3,000	25 cfm

Coupler

Item #	Description	Connection	Material	Price
1AF1-B	1/8" Coupler	1/8" NPT (female)	Brass	\$17.82
2AF1-B	1/4" Coupler	1/8" NPT (female)	Brass	\$19.52
2AF2-B	1/4" Coupler	1/4" NPT (female)	Brass	\$19.13
1AM1-B	1/8" Coupler	1/8" NPT (male)	Brass	\$17.82
2AM1-B	1/4" Coupler	1/8" NPT (male)	Brass	\$19.52
2AM2-B	1/4" Coupler	1/4" NPT (male)	Brass	\$19.13
1AS1-B	1/8" Coupler	1/8" Hose Barb	Brass	\$19.71
2AS1-B	1/4" Coupler	1/8" Hose Barb	Brass	\$21.29
2AS2-B	1/4" Coupler	1/4" Hose Barb	Brass	\$20.36

Nipple

Item #	Description	Connection	Material	Price
A1F1-B	1/8" Nipple	1/8" NPT (female)	Brass	\$6.26
A2F1-B	1/4" Nipple	1/8" NPT (female)	Brass	\$4.02
A2F2-B	1/4" Nipple	1/4" NPT (female)	Brass	\$5.60
A1M1-B	1/8" Nipple	1/8" NPT (male)	Brass	\$6.14
A2M1-B	1/4" Nipple	1/8" NPT (male)	Brass	\$5.26
A2M2-B	1/4" Nipple	1/4" NPT (male)	Brass	\$5.26
A2S1.5-B	1/4" Nipple	3/16" Hose Barb	Brass	\$5.26
A2S2-B	1/4" Nipple	1/4" Hose Barb	Brass	\$7.20



ASG-1 Blow Gun

Ergonomic body and handle design, small, lightweight, rugged, thumb lever operation, venturi holes boost output, meets OSHA and Walsh-Healey standards for safety and noise. Chrome-plated zinc body, with brass nozzle and valve. Buna N seals.

Ports: 1/4" NPT female

Flow: 10 cfm

Sound Level: 88 db

\$6.98

Coiled Air Tool Hose Assembly

Lightweight, self-retracting hose coil eliminates the need for reels and other expensive take-up devices.

- 200 psi working pressure (78° F)
- 800 psi minimum burst
- One end, male pipe rigid
- One end, male pipe swivel
- Available in yellow only



Caution: Do not use in applications where temperature exceeds 200° F. Higher temperatures could result in hose rupture.

Item #	Size	Max. Working Length	Price
313004-J12	1/4"	10½ feet	\$24.24
313004-J25	1/4"	23½ feet	\$29.75
313004-J50	1/4"	47 feet	\$45.57
313004-J100	1/4"	94 feet	\$87.47
313006-J12	3/8"	10½ feet	\$33.79
313006-J25	3/8"	23½ feet	\$45.55
313006-J50	3/8"	47 feet	\$72.46

CM Series

Industrial Mold Coolant Interchange



Interchanges with:

- Foster Series FJT
- Hansen Flo-Temp
- Tomco Series MC
- Parker Moldmate

Designed for use with industrial mold applications. Slender profile is ideal installation and operation in tight spaces.

- Silicone sealing gaskets (standard) optimize performance in coolant applications
- Temperature range: -90° to 400° F
- Highly durable and corrosion-resistant materials for maximum longevity and performance
- Valved couplers provide automatic shut-off upon disconnection to avoid fluid loss.
- Non-valved straight-thru couplers are available to maximize flow performance.

Body Size	Recommended Operating Pressure (psi)	Unvalved Flow Rate (gpm)	Valved Flow Rate (gpm)
1/4"	200	6	3.5
3/8"	200	13	7
1/2"	200	35	20

Valved Couplers



Item #	Material	Body	Thread	Price
2CMF1-B	Brass	1/4"	1/8" NPT (female)	\$7.01
3CMF2-B	Brass	3/8"	1/4" NPT (female)	\$10.23

Unvalved Couplers

Item #	Material	Body	Thread	Price
2CMF1-B-E	Brass	1/4"	1/8" NPT (female)	\$6.25
3CMF2-B-E	Brass	3/8"	1/4" NPT (female)	\$7.75
4CMF4-B-E	Brass	1/2"	1/2" NPT (female)	\$20.20

Nipples (NPT female)



Item #	Material	Body	Thread	Price
CM2F1-B	Brass	1/4"	1/8" NPT (female)	\$1.54
CM2F2-B	Brass	1/4"	1/4" NPT (female)	\$1.66
CM2F3-B	Brass	1/4"	3/8" NPT (female)	\$2.16
CM3F2-B	Brass	3/8"	1/4" NPT (female)	\$2.09
CM3F3-B	Brass	3/8"	3/8" NPT (female)	\$2.80
CM4F4-B	Brass	1/2"	1/2" NPT (female)	\$6.58
CM4F6-B	Brass	1/2"	3/4" NPT (female)	\$11.26
CM2F1	Steel	1/4"	1/8" NPT (female)	\$1.23
CM2F2	Steel	1/4"	1/4" NPT (female)	\$1.31
CM2F3	Steel	1/4"	3/8" NPT (female)	\$1.71
CM3F2	Steel	3/8"	1/4" NPT (female)	\$1.65
CM3F3	Steel	3/8"	3/8" NPT (female)	\$2.24

Nipples (NPT male)



Item #	Material	Body	Thread	Price
CM2M1-B	Brass	1/4"	1/8" NPT (male)	\$1.18
CM2M2-B	Brass	1/4"	1/4" NPT (male)	\$1.42
CM2M3-B	Brass	1/4"	3/8" NPT (male)	\$1.73
CM3M2-B	Brass	3/8"	1/4" NPT (male)	\$1.61
CM3M3-B	Brass	3/8"	3/8" NPT (male)	\$1.73
CM3M4-B	Brass	3/8"	1/2" NPT (male)	\$3.36
CM4M4-B	Brass	1/2"	1/2" NPT (male)	\$3.38
CM4M6-B	Brass	1/2"	3/4" NPT (male)	\$5.76

Valved Couplers with Hose Barb




Item #	Body	Barb Configuration	Price
2CMS2-B	1/4"	1/4" Hose Barb	\$8.31
2CMB2-B	1/4"	1/4" Push-Lock	\$10.07
2CMS2.5-B	1/4"	5/16" Hose Barb	\$8.31
2CMS3-B	1/4"	3/8" Hose Barb	\$12.21
2CMB3-B	1/4"	3/8" Push-Lock	\$12.45
3CMS3-B	3/8"	3/8" Hose Barb	\$12.45
3CMB3-B	3/8"	3/8" Push-Lock	\$13.09
3CMS4-B	3/8"	1/2" Hose Barb	\$12.45
3CMB4-B	3/8"	1/2" Push-Lock	\$13.09

Unvalved Couplers with Hose Barb

Item #	Body	Barb Configuration	Price
2CMS2-B-E	1/4"	1/4" Hose Barb	\$7.19
2CMB2-B-E	1/4"	1/4" Push-Lock	\$7.98
2CMS2.5-B-E	1/4"	5/16" Hose Barb	\$7.19
2CMS3-B-E	1/4"	3/8" Hose Barb	\$7.19
2CMB3-B-E	1/4"	3/8" Push-Lock	\$7.98
3CMS3-B-E	3/8"	3/8" Hose Barb	\$9.26
3CMB3-B-E	3/8"	3/8" Push-Lock	\$10.79
3CMS4-B-E	3/8"	1/2" Hose Barb	\$9.26
3CMB4-B-E	3/8"	1/2" Push-Lock	\$10.79
4CMS4-B-E	1/2"	1/2" Hose Barb	\$23.50
4CMB4-B-E	1/2"	1/2" Push-Lock	\$23.50
4CMS6-B-E	1/2"	3/4" Hose Barb	\$23.50

Valved Couplers with 45° Hose Barb




Item #	Body	Barb Configuration	Price
2CM4S2-B	1/4"	1/4" Hose Barb	\$12.45
2CM4B2-B	1/4"	1/4" Push-Lock	\$13.42
2CM4S2.5-B	1/4"	5/16" Hose Barb	\$12.45
2CM4S3-B	1/4"	3/8" Hose Barb	\$12.45
2CM4B3-B	1/4"	3/8" Push-Lock	\$13.42
3CM4S3-B	3/8"	3/8" Hose Barb	\$17.57
3CM4B3-B	3/8"	3/8" Push-Lock	\$20.30
3CM4S4-B	3/8"	1/2" Hose Barb	\$17.57
3CM4B4-B	3/8"	1/2" Push-Lock	\$20.30

Unvalved Couplers with 45° Elbow Hose Barb

Item #	Body	Barb Configuration	Price
2CM4S2-B-E	1/4"	1/4" Hose Barb	\$10.54
2CM4B2-B-E	1/4"	1/4" Push-Lock	\$11.26
2CM4S2.5-B-E	1/4"	5/16" Hose Barb	\$10.54
2CM4S3-B-E	1/4"	3/8" Hose Barb	\$10.54
2CM4B3-B-E	1/4"	3/8" Push-Lock	\$11.26
3CM4S3-B-E	3/8"	3/8" Hose Barb	\$14.05
3CM4B3-B-E	3/8"	3/8" Push-Lock	\$15.50
3CM4S4-B-E	3/8"	1/2" Hose Barb	\$14.05
3CM4B4-B-E	3/8"	1/2" Push-Lock	\$15.50
4CM4S4-B-E	1/2"	1/2" Hose Barb	\$37.04
4CM4B4-B-E	1/2"	1/2" Push-Lock	\$37.54
4CM4S6-B-E	1/2"	3/4" Hose Barb	\$37.04

Valved Couplers with Hose Barb



Item #	Body	Barb Configuration	Price
2CM9S2-B	1/4"	1/4" Hose Barb	\$14.05
2CM9B2-B	1/4"	1/4" Push-Lock	\$14.54
2CM9S2.5-B	1/4"	5/16" Hose Barb	\$14.05
2CM9S3-B	1/4"	3/8" Hose Barb	\$14.05
2CM9B3-B	1/4"	3/8" Push-Lock	\$14.54
3CM9S3-B	3/8"	3/8" Hose Barb	\$17.72
3CM9B3-B	3/8"	3/8" Push-Lock	\$21.06
3CM9S4-B	3/8"	1/2" Hose Barb	\$17.72
3CM9B4-B	3/8"	1/2" Push-Lock	\$21.06

Unvalved Couplers with 90° Elbow Hose Barb

Item #	Body	Barb Configuration	Price
2CM9S2-B-E	1/4"	1/4" Hose Barb	\$10.54
2CM9B2-B-E	1/4"	1/4" Push-Lock	\$11.26
2CM9S2.5-B-E	1/4"	5/16" Hose Barb	\$10.54
2CM9S3-B-E	1/4"	3/8" Hose Barb	\$10.54
2CM9B3-B-E	1/4"	3/8" Push-Lock	\$11.26
3CM9S3-B-E	3/8"	3/8" Hose Barb	\$14.05
3CM9B3-B-E	3/8"	3/8" Push-Lock	\$15.50
3CM9S4-B-E	3/8"	1/2" Hose Barb	\$14.05
3CM9B4-B-E	3/8"	1/2" Push-Lock	\$15.50
4CM9S4-B-E	1/2"	1/2" Hose Barb	\$37.04
4CM9B4-B-E	1/2"	1/2" Push-Lock	\$37.54
4CM9S6-B-E	1/2"	3/4" Hose Barb	\$37.04

Air Line Filters

Basic air line filter with transparent bowl (guard on 1/2" bowl).

- Quick-release bayonet bowl
- Prismatic lens liquid level indicator
- 40 Micron filter element
- Particle removal per ISO 8573-1, Class 5 and Class 3
- 150 psi maximum inlet pressure



Item #	Bowl	NPT	Reservoir	SCFM @100 psi	Price
F72G-2M	1/4"	1/4"	2 oz.	50	\$56.33
F72G-3M	1/4"	3/8"	2 oz.	50	\$58.99
F73G-2M	3/8"	1/4"	4 oz.	65	\$88.16
F73G-3M	3/8"	3/8"	4 oz.	75	\$88.16
F73G-4M	3/8"	1/2"	4 oz.	80	\$88.16
F74G-3M	1/2"	3/8"	7 oz.	120	\$126.86
F74G-4M	1/2"	1/2"	7 oz.	150	\$126.86
F74G-6M	1/2"	3/4"	7 oz.	185	\$126.86

Regulators

In-line or modular installation

- Includes gauge
- Adjustable 5–150 psi
- 300 psi inlet pressure
- Two full-flow gauge ports
- Relieving type



Item #	Body	NPT	SCFM @100 psi	Gauge Ports	Price
R72G-2RG	1/4"	1/4"	50	1/8"	\$64.13
R72G-3RG	1/4"	3/8"	50	1/8"	\$67.06
R73G-2RG	3/8"	1/4"	100	1/4"	\$86.48
R73G-3RG	3/8"	3/8"	100	1/4"	\$86.48
R73G-4RG	3/8"	1/2"	100	1/4"	\$86.48
R74G-3RG	1/2"	3/8"	200	1/4"	\$126.37
R74G-4RG	1/2"	1/2"	200	1/4"	\$126.37
R74G-6RG	1/2"	3/4"	200	1/4"	\$126.37

Micro-Fog Lubricators

Micro-fog lubricators, identified by a red adjusting screw, are used for applications containing one or more points of lubrication, cylinders and multiple or single tools.

Air flow through the lubricator lifts oil from the reservoir to the sight-feed dome. Oil is dropped into fog generator and atomized into a fine mist.

Lightweight particles are delivered downstream for lubrication. Heavier particles fall back into the reservoir. The micro-fog lubricator delivers 10% of the oil drops visible through sight-feed dome.

- In-line or modular installation
- Quick-release bayonet bowl
- 150 psi inlet pressure
- 125°F max. temperature
- Use a misting type oil rated 50 to 200 SSU (ISO Grade 7 to 46) at 100°F



Item #	Bowl	NPT	Reservoir	SCFM @100 psi	Price
L72M-2	1/4"	1/4"	2 oz.	36	\$79.42
L72M-3	1/4"	3/8"	2 oz.	36	\$82.35
L73M-2	3/8"	1/4"	4 oz.	70	\$108.75
L73M-3	3/8"	3/8"	4 oz.	70	\$108.75
L73M-4	3/8"	1/2"	4 oz.	70	\$108.75
L74M-3	1/2"	3/8"	7 oz.	140	\$137.59
L74M-4	1/2"	1/2"	7 oz.	140	\$137.59
L74M-6	1/2"	3/4"	7 oz.	140	\$137.59



2½" Face, Liquid-Filled Pressure Gauges

Glycerin-filled dual-scale (english/metric) stainless case, brass movement pressure gauges.

- 1/4" male NPT brass connection.
- Safety blow-out plug included.
- Restrictors standard.
- Accuracy within 2.5% of max. graduation.
- Stainless steel case.
- Phosphor bronze bourdon tube.
- Brass movement with highly finished bearing surface.

Bottom-Mounted Gauges

Pressure Range	Figure Interval	Item #	Price
0 to 15 psi	3 (.25 graduated)	AFC-15-25	\$19.34
0 to 30 psi	5 (.5 graduated)	AFC-30-25	\$19.34
0 to 60 psi	10 (1 graduated)	AFC-60-25	\$19.34
0 to 100 psi	20 (2 graduated)	AFC-100-25	\$19.34
0 to 160 psi	20 (2 graduated)	AFC-160-25	\$19.34
0 to 300 psi	50 (4 graduated)	AFC-300-25	\$19.34
0 to 600 psi	100 (10 graduated)	AFC-600-25	\$19.34
0 to 1,000 psi	200 (20 graduated)	AFC-1M-25	\$19.34
0 to 1,500 psi	300 (50 graduated)	AFC-1500-25	\$19.34
0 to 2,000 psi	400 (40 graduated)	AFC-2M-25	\$19.34
0 to 3,000 psi	500 (50 graduated)	AFC-3M-25	\$19.34
0 to 5,000 psi	1,000 (100 graduated)	AFC-5M-25	\$19.34
0 to 6,000 psi	1,000 (100 graduated)	AFC-6M-25	\$19.34
0 to 10,000 psi	2,000 (200 graduated)	AFC-10M-25	\$34.53
0 to 15,000 psi	3,000 (300 graduated)	AFC-15M-25	\$41.17

Rear-Mounted Gauges

Mounting bracket and screws (AFC-BRACKET) sold separately.

Pressure Range	Figure Interval	Item #	Price
n/a	n/a	AFC-BRACKET	\$6.08
0 to 15 psi	3 (.25 graduated)	AFC-15-25RC	\$20.17
0 to 30 psi	5 (.5 graduated)	AFC-30-25RC	\$20.17
0 to 60 psi	10 (1 graduated)	AFC-60-25RC	\$20.17
0 to 100 psi	20 (2 graduated)	AFC-100-25RC	\$20.17
0 to 160 psi	20 (2 graduated)	AFC-160-25RC	\$20.17
0 to 300 psi	50 (4 graduated)	AFC-300-25RC	\$20.17
0 to 600 psi	100 (10 graduated)	AFC-600-25RC	\$20.17
0 to 1,000 psi	200 (20 graduated)	AFC-1M-25RC	\$20.17
0 to 1,500 psi	300 (50 graduated)	AFC-1500-25RC	\$20.17
0 to 2,000 psi	400 (40 graduated)	AFC-2M-25RC	\$20.17
0 to 3,000 psi	500 (50 graduated)	AFC-3M-25RC	\$20.17
0 to 5,000 psi	1,000 (100 graduated)	AFC-5M-25RC	\$20.17
0 to 6,000 psi	1,000 (100 graduated)	AFC-6M-25RC	\$20.17
0 to 10,000 psi	2,000 (200 graduated)	AFC-10M-25RC	\$35.36
0 to 15,000 psi	3,000 (300 graduated)	AFC-15M-25RC	\$42.00

Spin-On Filter Heads

Use with petroleum based fluids only. Adjustable bypass valve (up to 50 psi) available on SF and ZAF models.

Max. operating temperature: 250°F



Item #	Max. Flow (Return)	Max. Flow (Suction)	NPTF Ports	Max. PSI	Use Filter Element	Price
BF-02-XX	7 gpm	2 gpm	1/4"	200	BE	\$9.63
BF-03-XX	7	2	3/8"	200	BE	\$9.63
ZAF-05-XX	22	5	1/2"	250	AE	\$11.85
ZAF-07-XX	25	9	3/4"	250	AE	\$11.85
ZAF-10-XX	32	14	1"	250	AE	\$15.09
SF-100-XX	40	15	1"	200	SE	\$19.35
SF-120-XX	70	25	1 1/4"	200	SE	\$19.35

When ordering, please indicate bypass valve setting with suffix below:

No bypass -00	3 psi -03	5 psi -05	15 psi -15	25 psi -25	50 psi -50
------------------	--------------	--------------	---------------	---------------	---------------

Spin-On Filter Elements

Buna "N" Gaskets. Use with petroleum based fluids only.

Operating temperature range: -65°F to +250°F

Caution: Do not use on internal combustion engines.

Item #	Micron Rating	Length	Max. PSI	Use Filter Head	Price
BE-10-18	10	3.4"	200	BF	\$7.60
AE-10	10	5.8"	250	ZAF	\$7.60
AE-10L	10	8.5"	250	ZAF	\$14.07
AE-25	25	5.8"	250	ZAF	\$7.60
AE-100	141	5.8"	250	ZAF	\$26.93
SE-10	10	6.9"	200	SF	\$15.80
SE-25	25	6.9"	200	SF	\$15.80
SE-100	141	6.9"	200	SF	\$42.22




Miniature Tank Breathers

Temperatures up to 225°F



Item #	Filtration (microns)	Material	NPT	Price
MTB-02-10	10	Shatter-resistant plastic	1/4"	\$17.12
MTB-03-10	10	Shatter-resistant plastic	3/8"	\$17.12
MTB-05-10	10	Shatter-resistant plastic	1/2"	\$17.12
MTB-07-10	10	Shatter-resistant plastic	3/4"	\$17.12
BF-2143	40	Steel	3/4"	\$15.30




Externally Mounted Tank Filters

Suitable for petroleum base oils, fire-resistant hydraulic fluids, coolants, and lubricants. Die-cast aluminum bushing with 100 mesh cleanable stainless wire cloth.

Optional by-pass valve can be set to 3 psi (6" Hg) or 5 psi (10" Hg). Please specify when ordering.

Item #	Outlet Port	Male Thread	Length	Flow (gpm)	Without By-Pass	With By-Pass
TF-0310-0-0*	3/8" NPTF	1" NPTF	2.6"	3	\$20.13	n/a
TF-0510-0-X	1/2" NPTF	1" NPTF	4.9"	5	\$18.20	\$21.38
TF-0712-0-X	3/4" NPTF	1 1/4" NPTF	6.9"	8	\$19.22	\$22.30
TF-1015-0-X	1" NPTF	1 1/2" NPTF	6.9"	14	\$19.76	\$22.93
TF-1030-0-X	1" NPTF	3" NPTF	4.7"	14	\$31.04	\$34.30
TF-1220-0-X	1 1/4" NPTF	2" NPTF	9.1"	23	\$23.32	\$26.72
TF-1230-0-X	1 1/4" NPTF	3" NPTF	6.7"	23	\$33.19	\$36.49
TF-1530-0-X	1 1/2" NPTF	3" NPTF	8.7"	32	\$37.61	\$40.89
TF-2030-0-X	2" NPTF	3" NPTF	8.8"	53	\$50.36	\$53.95
TF-2040-0-X	2" NPTF	4" NPTF	7.7"	53	\$57.54	\$63.07
TF-2540-0-X	2 1/2" NPTF	4" NPTF	9.7"	75	\$61.65	\$66.79
TF-3040-0-X	3" NPTF	4" NPTF	12.7"	116	\$69.88	\$75.22
TF-4060-0-X	4" NPTF	6" NPTF	12.4"	200	\$163.35	\$174.67




Internally Mounted Tank Filters

Suitable for petroleum base oils, fire-resistant hydraulic fluids, coolants, and lubricants. Die-cast aluminum cover with 100 mesh cleanable stainless wire cloth.

Optional by-pass valve can be set to 3 psi (6" Hg) or 5 psi (10" Hg). Please specify when ordering.

Item #	Outlet Port	Length	Outside Diameter	Flow (gpm)	Without By-Pass	With By-Pass
MS-030-0-0	3/8" NPTF	2.6"	1.1"	3	\$20.97	n/a
MS-050-0-0	1/2" NPTF	2.6"	1.1"	5	\$20.97	n/a
MS-070-0-X	3/4" NPTF	3.9"	1.5"	8	\$20.97	\$26.07
MS-100-0-X	1" NPTF	3.9"	1.7"	14	\$22.21	\$28.25
SS-030-0-0	3/8" NPTF	2.2"	3.2"	3	\$15.41	n/a
SS-050-0-0	1/2" NPTF	2.2"	3.2"	5	\$15.41	n/a
SS-070-0-X	3/4" NPTF	3.6"	3.2"	8	\$20.90	\$26.89
SS-100-0-X	1" NPTF	4.6"	3.2"	14	\$17.47	\$20.77
SS-120-0-X	1 1/4" NPTF	6.6"	3.2"	23	\$21.59	\$25.02
SS-150-0-X	1 1/2" NPTF	8.6"	3.2"	32	\$28.37	\$31.65
SS-154-0-X	1 1/2" NPTF	7.2"	4.2"	32	\$38.02	\$43.47
SS-200-0-X	2" NPTF	7.2"	4.2"	53	\$37.10	\$42.44
SS-250-0-X	2 1/2" NPTF	9.3"	4.2"	75	\$47.27	\$52.92
SS-300-0-X	3" NPTF	12.4"	4.2"	116	\$61.65	\$84.64
SS-400-0-X	4" NPTF	20.1"	9.0"	200	\$466.84	\$498.75
SS-600-0-X	6" NPTF	20.1"	9.0"	450	\$677.30	\$739.16


F Series Flow Control Valves



Two-step needle provides fine adjustments at low flow with three turns of the adjusting knob. The next three turns give full-open needle position and conventional throttling control. When flow is reversed, the heavy-duty poppet-retainer permits full-flow return capacity. Color coded reference scale on the adjusting knob greatly simplifies flow setting, resetting, adjusting and return to original flow. A simple set screw locks the valve on any desired setting. Available in brass or black oxide steel.

NPTF	Material	Max. PSI	Item #	Price
1/8"	Steel	5,000	SFC200	\$47.12
1/4"	Steel	5,000	SFC400	\$53.11
3/8"	Steel	5,000	SFC600	\$65.63
1/2"	Steel	5,000	SFC800	\$88.43
3/4"	Steel	3,000	SFC1200	\$126.06
1/8"	Brass	2,000	BFC200	\$46.60
1/4"	Brass	2,000	BFC400	\$49.63
3/8"	Brass	2,000	BFC600	\$64.63
1/2"	Brass	2,000	BFC800	\$91.41
3/4"	Brass	2,000	BFC1200	\$144.38

PF Series Flow Control Valves



Utilizes a ball type check that meters flow in one direction and allows free flow in the reverse direction. Used to control actuator speed by acting as a restriction. Recommended for use in non-shock applications. Available in brass or zinc-plated steel.

Cracking pressure: 5 psi

NPTF	Material	Max. PSI	Item #	Price
1/4"	Steel	5,000	SPF400	\$43.32
3/8"	Steel	5,000	SPF600	\$57.39
1/2"	Steel	5,000	SPF800	\$74.79
1/8"	Brass	2,000	BPF200	\$41.78
1/4"	Brass	2,000	BPF400	\$41.15
3/8"	Brass	2,000	BPF600	\$52.87
1/2"	Brass	2,000	BPF800	\$77.39

N Series Flow Control Valves



Ideal for use as speed control on hydraulic systems where a reverse flow check is not needed. Provides excellent control and reliable shutoff in a very small envelope. Color coded reference scale on adjusting knob simplifies setting, resetting, adjusting and quick return to a previous speed setting.

NPTF	Material	Max. PSI	Item #	Price
1/8"	Steel	5,000	SN200	\$36.68
1/4"	Steel	5,000	SN400	\$44.57
3/8"	Steel	5,000	SN600	\$59.70
1/2"	Steel	5,000	SN800	\$83.70
3/4"	Steel	3,000	SN1200	\$125.19
1/8"	Brass	2,000	BN200	\$48.48
1/4"	Brass	2,000	BN400	\$55.18
3/8"	Brass	2,000	BN600	\$66.36
1/2"	Brass	2,000	BN800	\$85.14
3/4"	Brass	2,000	BN1200	\$113.34

MV Series Flow Control Valves



With these high-precision metering and shutoff valves, you can readily make fine adjustments and reset with the color code 500 that show when you reach the desired setting. Body components are precision-turned from solid barstock. All models have 416 stainless steel needles.

NPTF	Material	Max. PSI	Item #	Price
1/4"	Steel	5,000	SMV400	\$54.83
3/8"	Steel	5,000	SMV600	\$73.34
1/2"	Steel	5,000	SMV800	\$119.84

Full-Port Forged Brass Ball Valves



With forged brass bodies for strength, and solid chrome-plated balls, these valves are suitable for a wide range of liquids and gases. Full-size ports minimize pressure drop and allow full flow in both directions.

- 600 psi WOG (non shock) and 150 WSP saturated steam
- Virgin PTFE stem packing seal, thrust washer and seats.
- Yellow vinyl insulator on heavy-duty plated steel handle.
- Fast one-quarter turn open or close operation.
- Low operating torque.
- Adjustable stem packing gland.
- Bottom-entry, blow-out proof stem.
- Temperature range: -20° F to 248° F


Threaded ports (NPTF)

Item #	NPTF	Minimum	Price
943-200	1/4"		\$6.30
943-201	3/8"		\$6.41
943-201-MIN20	3/8"	20 valves @	\$3.57
943-202	1/2"		\$6.72
943-202-MIN20	1/2"	50 valves @	\$5.16
943-202-MIN50	1/2"	50 valves @	\$3.23
943-203	3/4"		\$9.40
943-203-MIN30	3/4"	30 valves @	\$7.09
943-203-MIN60	3/4"	60 valves @	\$5.50
943-204	1"		\$13.60
943-204-MIN20	1"	20 valves @	\$10.77
943-204-MIN60	1"	60 valves @	\$10.35
943-205	1 1/4"		\$22.00
943-205-MIN12	1 1/4"	12 valves @	\$21.26
943-205-MIN36	1 1/4"	36 valves @	\$15.26
943-206	1 1/2"		\$34.44
943-206-MIN9	1 1/2"	9 valves @	\$34.87
943-206-MIN27	1 1/2"	27 valves @	\$30.22
943-207	2"		\$44.05

Sweat (SWT)

Item #	SWT	Price
940-212	1/2"	\$14.15
940-213	3/4"	\$17.97
940-214	1"	\$25.84
940-215	1 1/4"	\$40.34
940-216	1 1/2"	\$66.39
940-217	2"	\$97.25

Standard-Port Carbon Steel Ball Valves



All 949 Series valves are 100% air tested underwater at 100 psi in open and closed positions. Each features a blow-out proof stem design and one piece ball valve reducing bore. Suitable for chemical and industrial applications.

- Stainless steel ball allows flow in both directions.
- Reinforced Teflon® (PTFE) seat
- Temperature range: -60° to 450° F

NPTF	Max. Operating Pressure	Item #	Price
1/4"	2,000 psi WOG	949-121	\$32.63
3/8"	2,000 psi WOG	949-122	\$32.63
1/2"	2,000 psi WOG	949-123	\$32.64
3/4"	2,000 psi WOG	949-124	\$35.29
1"	2,000 psi WOG	949-125	\$42.93
1 1/4"	1,500 psi WOG	949-126	\$70.52
1 1/2"	1,500 psi WOG	949-127	\$84.85
2"	1,500 psi WOG	949-128	\$104.94

CPIFF Inline Check Valve



The soft seat (virtual zero leak) guided poppet design and 4:1 safety factor make the CPIFF Inline Check Valve an excellent choice for a wide variety of applications. This valve allows free flow in one direction and blocked flow in the reverse direction. The streamlined soft seated poppet offers minimum restriction to flow and positive shut off.

Up to 5,000 psi working pressure

NPTF	Maximum Flow Rate	Spring Pressure	Item #	Price
1/4"	3 gpm	5 psi	CPIFF-2P-5	\$16.34
3/8"	8 gpm	5 psi	CPIFF-3P-5	\$19.38
3/8"	8 gpm	25 psi	CPIFF-3P-25	\$19.38
1/2"	12 gpm	5 psi	CPIFF-4P-5	\$22.93
3/4"	20 gpm	5 psi	CPIFF-6P-5	\$31.10
1"	30 gpm	5 psi	CPIFF-8P-5	\$48.37

Standard Support Clamps



Application	OD/Hole Size	Item #	Price
1/4" pipe	0.54"	BE-20540	\$2.64
3/8" pipe	0.675"	BE-20675	\$2.64
1/2" pipe	0.84"	BE-30840	\$2.79
3/4" pipe	1.05"	BE-41050	\$3.38
1" pipe	1.315"	BE-51315	\$3.72
1-1/4" pipe	1.66"	BE-51660	\$3.72
1-1/2" pipe	1.90"	BE-61900	\$5.43
1/2" tubing	0.50"	BE-2050	\$2.64
5/8" tubing	0.625"	BE-2062	\$2.64
3/4" tubing	0.75"	BE-3075	\$2.79
7/8" tubing	0.875"	BE-3087	\$2.79
1" tubing	1.00"	BE-3100	\$2.79
1-1/8" tubing	1.125"	BE-41125	\$3.38
1-1/4" tubing	1.25"	BE-5125	\$3.72
1-1/2" tubing	1.50"	BE-5150	\$3.72
1-3/4" tubing	1.75"	BE-6175	\$5.43
2" tubing	2.00"	BE-6200	\$5.43
2-1/4" tubing	2.25"	BE-7225	\$10.16

Heavy Duty Support Clamps



Application	OD/Hole Size	Item #	Price
1/4" pipe	0.54"	BE-H30540	\$6.41
3/8" pipe	0.675"	BE-H30675	\$6.41
1/2" pipe	0.84"	BE-H40840	\$7.12
3/4" pipe	1.05"	BE-H41050	\$7.12
1" pipe	1.315"	BE-H51315	\$7.78
1-1/2" pipe	1.90"	BE-H61900	\$15.37
1-1/4" pipe	1.66"	BE-H61660	\$15.37
1/2" tubing	0.50"	BE-H3050	\$6.41
5/8" tubing	0.625"	BE-H3062	\$6.41
3/4" tubing	0.75"	BE-H4075	\$7.12
7/8" tubing	0.875"	BE-H4087	\$7.12
1" tubing	1.00"	BE-H4100	\$7.12
1-1/4" tubing	1.25"	BE-H5125	\$7.78
1-1/2" tubing	1.50"	BE-H5150	\$7.78
1-3/4" tubing	1.75"	BE-H6175	\$15.37
2" tubing	2.00"	BE-H6200	\$15.37
2-1/4" tubing	2.25"	BE-H6225	\$15.37
2-1/2" tubing	2.50"	BE-H6250	\$15.37
2-3/4" tubing	2.75"	BE-H6275	\$15.37

Twin Support Clamps



Application	OD/Hole Size	Item #	Price
1/4" pipe	0.54"	BE-T20540	\$3.53
3/8" pipe	0.675"	BE-T20675	\$3.53
1/2" pipe	0.84"	BE-T30840	\$3.97
3/4" pipe	1.05"	BE-T41050	\$4.67
1" pipe	1.315"	BE-T51315	\$5.12
1-1/4" pipe	1.66"	BE-T51660	\$5.12
1/2" tubing	0.50"	BE-T2050	\$3.53
5/8" tubing	0.625"	BE-T2062	\$3.53
3/4" tubing	0.75"	BE-T3075	\$3.97
7/8" tubing	0.875"	BE-T3087	\$4.67
1" tubing	1.00"	BE-T4100	\$4.67
1-1/4" tubing	1.25"	BE-T5125	\$5.12
1-1/2" tubing	1.50"	BE-T5150	\$5.12

Our support clamps are quality-built supporting systems with unlimited application in offshore installations, off-highway equipment, marine hydraulics, shipbuilding, mining equipment, steel mills, foundries, nuclear power plants, etc. Engineering, plant and maintenance personnel appreciate the simplicity, vibration dampening, shock and noise absorbing qualities of our support clamp systems, which comply with OSHA, nuclear, environmental, ASTM, and Coast Guard standards.

All of our support clamps can be quickly and effectively secured and are virtually maintenance free.

NOTE: Support clamps may also be used with most hydraulic hoses. Nominal hose size usually refers to the *inside* diameter. Measure the *outside* diameter, and select a clamp with a hole size that will fit your hose as snugly as possible.



10,000 psi Hydraulic Pumps

Portable hydraulic pumps designed to meet the demanding requirements of industrial, construction and automotive applications. Built with features required for long life and trouble free operation.

- Rugged aluminum construction
- Internal pressure relief valve
- Air exhaust muffler for quiet operation (VAP-10-100 only)
- Filters on both the air and oil inlet (VAP-10-100 only)
- Locking foot pedal release valve and built-in safety valve to protect against overloading (VAP-10-100 only)
- Two-speed operation (VHP-10-25 and VHP-10-43 only)
- Convenient carrying handle and ergonomic handle grip (VHP-10-25 and VHP-10-43 only)

Item #	Pump Description	Reservoir	Price
VAP-10-100	10,000 psi Air/Hydraulic	101 in ³ (1650 cc)	\$446.25
VHP-10-25	10,000 psi Two-Speed Manual	25 in ³ (410 cc)	\$330.75
VHP-10-43	10,000 psi Two-Speed Manual	43 in ³ (705 cc)	\$418.95



3/8" Couplers \$30.98 per set

Item number 3TM3-T3F3 includes one male coupler and one female coupler.

T-Series couplers interchange with Enerpac C-604 (3/8" only), Parker 3000 Series, Stucchi IVHP Series, and Holmbury HPA Series.

Screw-Together, High Pressure Quick Disconnects

Threaded sleeve allows connection and disconnection while coupler and/or nipple are under pressure. Urethane seal resists extrusion under high pressure during connection and disconnection.

Item #	Coupler	Thread	Material	Price
2TM2	1/4" Female	1/4" Male NPTF	Steel	\$18.65
3TF3	3/8" Female	3/8" Female NPTF	Steel	\$20.58
3TM3	3/8" Female	3/8" Male NPTF	Steel	\$20.58
3TM3-SS	3/8" Female	3/8" Male NPTF	316 Stainless	\$120.84
T2F2	1/4" Male	1/4" Female NPTF	Steel	\$11.19
T3F3	3/8" Male	3/8" Female NPTF	Steel	\$11.78
T3F3-SS	3/8" Male	3/8" Female NPTF	316 Stainless	\$66.81

Coupler Size	Max. Working Pressure	Maximum Flow Rate
1/4"	10,000 psi	3 gpm
3/8"	10,000 psi	6 gpm

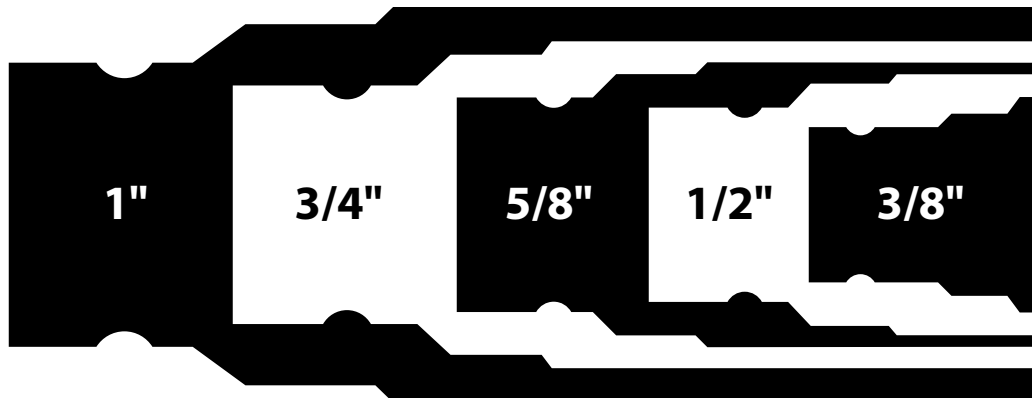
The fractional ($\frac{1}{2}$ ", $\frac{3}{4}$ ", etc.) coupler sizes shown here are nominal only. To identify your existing hydraulic quick couplers, match the male coupler to one of the outlines show below.

ISO 16028

HT Series Flush-Face

Interchanges with:

- Faster FFI Series
- Holmbury A Series
- Parker FEM Series
- Snap-Tite 74 Series

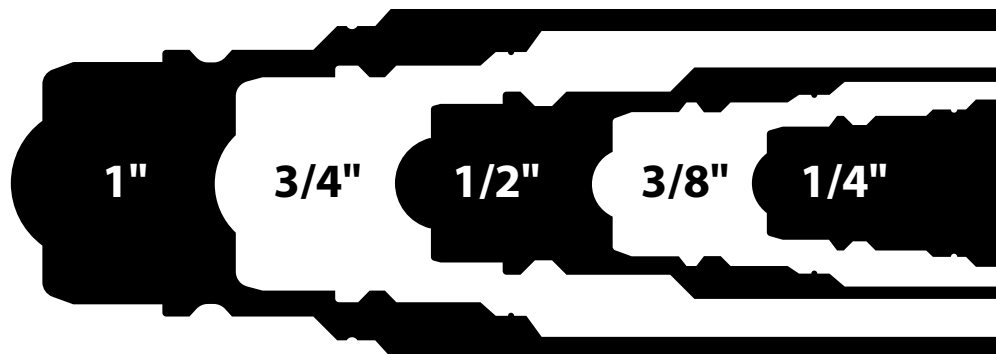


ISO 5675

AG Series Agricultural

Interchanges with:

- Faster NS Series
- Parker/Pioneer 4000 Series
- Safeway S20 Series
- Tomco PC Series

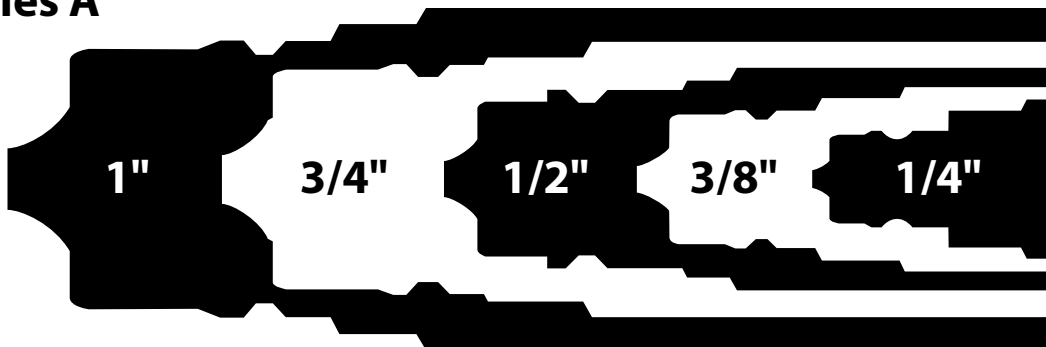


ISO 7241-1 Series A

600 Series Hydraulic

Interchanges with:

- Aeroquip FD56 (5600) Series
- Faster ANV Series
- Hansen HA15000 Series
- Parker 6600 Series
- Safeway S56 Series



ISO 7241-1 Series B

700 Series Hydraulic

Interchanges with:

- Aeroquip FD45 Series
- Faster HNV Series
- Hansen HK Series
- Parker 60 Series
- Snap-Tite 72 Series

